

The background of the image is a textured, weathered Union Jack flag. The colors are muted and aged, with a prominent red cross on a white background, and blue and red diagonal stripes. The texture is grainy and shows signs of wear, with some darker spots and uneven lighting.

BRITISH VALUES AT
Thomas A Becket Infant School



RESPECT

Meet Reggie Respect and our other VALUES Learning Friends



RESPECT

"We can manage our own feelings and behaviour"



"We treat others in the way that we want to be treated"



"We treat others in the way that we want to be treated"

RESPECT

"We can work together with others in our local community"



"We can form good friendships and relationships with others"

RESPECT and TOLERANCE



music board.notebook

"We appreciate our own beliefs and respect those of others"



RESPECT and TOLERANCE



"We appreciate our own beliefs and respect those of others"



DEMOCRACY



Inclusion festival



"Everyone is treated the same and has the same rights"

DEMOCRACY

"We have choices
and can make
decisions"
TASC force
Eco



"We can make
choices by sharing
our ideas and voting"



DEMOCRACY

Dear Queen Elizabeth II,

We want to wish you a very wonderful and Happy Birthday.

Today we pulled up all the weeds and cleaned up the litter to keep our school clean as a team.

On our spring walk we looked at flowers which were marigolds, daisies, lavender and buttercups.

We have planted potatoes and peas and we have strawberries growing in our school.

Thank you for being our Queen.

You are welcome to come to our Thomas A Becket

Infant School in Worthing and we will sing happy birthday to you.

Love from,
Hedgehog Class

Year 1 children from Thomas A Becket Infant school

"We learn all about the Queen in Year 1



"We wrote to the queen and we got a reply !!

DEMOCRACY

"We celebrate national British events" Queen eco birthday and royal wedding

ROYAL ECO Day Planning – Friday

Target tracker statements in red
To be able to ask simple questions and recognise that they can be answered in different ways
Identify and describe the basic structure of a variety of common flowering plants, including trees
Identify and classify. Use simple equipment to observe closely
Observe changes across the four seasons.

The Pretend Queen is having a bit of a problem... It has been a long time since she was at school and she can't remember what the different parts of a plant are for. Can you help her?

Look at PP What plants need to grow and discuss what they see
Ch to look at different plants and spring flowers and talk about what they can see. Look at different parts of a plant and label .
Ch to draw plant and label MUST BE COMPLETED FOR MY WORLD BOOK.
SEN To use proforma and labels to cut and stick onto plant

The Pretend Queen is 92 and she keeps forgetting things. She can't remember where bughingham palace is and she can't find the flowers that she likes. Can you help her find them ?Ch to go on a plant hunt (identification sheet)
What do the plants look like? Do they look similar or different? How do they feel? What do they look like? What plant do you think the Queen would like best? Ask children to try and describe the different plants. Challenge the children to find different ways of comparing the plants: width, length, shape, number of leaves on a stalk, and colour.

Spring/ summer walk
The Pretend Queen took a stroll through the TAB Trees, she used her senses **What do you think she could see?...TP**
We are going to go on a Spring/Summer walk to see what changes the Queen might have seen outside. We are going to use our senses to observe what is happening in Spring/Summer .

What can you see? What can you smell? What can you feel/Touch? What can you hear?

The Pretend Queen has spent a long time growing some new seeds in her garden. She is very excited about them!!

D.T.N.C statement
Design purposeful, functional, appealing products for themselves and other uses based on design criteria.
Generate, develop, model and communicate their ideas through talking and drawing

Can you design a seed packet for the Royal seeds ?
Think about what you are going to call them ?
What else will need to go on the packet ? Instructions?



Rule of law



"We understand that rules matter and are there to keep us safe"

"We think about and can manage our own behaviour"





Rule of law



"We understand that rules matter and are there to keep us safe"



Rule of law



"We follow the rules and help others to remember the rules"



Individual Liberty



"We can pursue our own interests and ideas in our learning"










"We have confidence in our own strengths and abilities"



"We can enjoy our rights and privileges"



Individual Liberty

The Bare Necessities 	Working Wall 	Conjunctions and because so but	Sentences 1 2 3 4 +	Spelling and phonic mats  	  
--	---	---	------------------------------------	--	---

"We can enjoy our rights and privileges"

"We can reflect on our learning and identify our next steps"



"We are free to have our own opinions and ideas"